





RESULTS AFTER GROUP A PART 1 TEAM COMPETITION & APPARATUS QUALIFICATIONS





SAT 16 MAY 2009 - 18:40

Rank	Name	NOC Code													Total
			Score	Rk	Pen	Score	Rk	Pen	Score	Rk	Pen	Score	Rk	Pen	
1	FERNANDEZ Marina	ESP	D 6.275	22.725	(14)	6.800	23.300	(14)	7.175	23.575	(9)	6.050	21.850	(16)	91.450
			A 8.200			8.000			8.250	0.20		7.800	0.20		
			E 8.250			8.500			8.350			8.200			
2	IANNI Chiara	ITA	D 6.925	23.825	(8)	7.325	23.875	(9)	6.100	22.850	(11)				70.550
			A 8.500			8.400	0.10		8.450						
			E 8.400			8.250			8.300						
3	PIRLOG Natalia	MDA	D 4.375	18.425	(29)	5.000	18.550	(30)	3.900	18.200	(30)	3.400	14.900	(28)	70.075
			A 7.150			6.650			6.850			5.500			
			E 6.900			6.900			7.450			6.000			
4	KANAEVA Eugenia	RUS	D 9.650	28.850	(1)	9.200	28.500	(1)							57.350
			A 9.700			9.800									
			E 9.500			9.500									
5	BESSONOVA Anna	UKR	D			8.400	26.700	(2)				8.750	27.200	(1)	53.900
			A			9.150						9.200			
			E			9.150						9.250			
6	RIENSON Irina	ISR	D 8.225	26.275	(3)				8.500	26.600	(2)				52.875
			A 9.100						9.100	0.10					
			E 8.950						9.100						
7	MITEVA Silvia	BUL	D 8.575	26.625	(2)				7.900	26.200	(5)				52.825
			A 8.950						9.000						
			E 9.100						9.300						
8	GURBANOVA Anna	AZE	D						8.575	26.475	(4)	8.050	25.850	(3)	52.325
			A						9.000			8.900	0.05		
			E						8.900			8.950			
9	GARAYEVA Aliya	AZE	D 8.250	26.200	(4)	7.850	25.950	(4)							52.150
			A 9.000			9.000									
			E 8.950			9.100									
10	MAKSIMENKO Alina	UKR	D 8.125	25.625	(6)				8.125	25.675	(6)				51.300
			A 8.750	0.05					8.750						
			E 8.800						8.800						
11	RUDALOVA Svetlana	BLR	D			8.375	26.275	(3)				7.325	24.675	(4)	50.950
			A			8.800	0.05					8.700	0.05		
			E			9.150						8.700			
12	MITROSZ Joanna	POL	D			8.500	25.800	(5)				7.750	24.650	(5)	50.450
			A			8.700	0.10					8.450	0.10		
			E			8.700						8.550			
13	WEBER Caroline	AUT	D 7.750	25.050	(7)				7.700	25.100	(7)				50.150
			A 8.850	0.10					8.900						
			E 8.550						8.500						
14	LEDOUX Delphine	FRA	D 6.800	23.700	(9)	7.400	24.400	(7)							48.100
			A 8.700			8.450									
			E 8.200			8.550									
15	MINCHEVA Monika	BUL	D			7.650	24.100	(8)				6.500	23.200	(8)	47.300
			A			8.250	0.10					8.200			
			E			8.300						8.500			
16	VASS Dora	HUN	D			7.050	23.700	(10)				6.750	22.800	(11)	46.500
			A			8.200						7.750			
			E			8.450						8.300			
17	GOMES Ines	POR	D 6.925	23.325	(10)	7.000	23.100	(18)							46.425
			A 8.100			7.950									
			E 8.300			8.150									



RESULTS AFTER GROUP A PART 1 TEAM COMPETITION & APPARATUS QUALIFICATIONS





SAT 16 MAY 2009 - 18:40

Rank	Name	NOC Code													Total
			Score	Rk	Pen	Score	Rk	Pen	Score	Rk	Pen	Score	Rk	Pen	
18	SAMUKASHVILI M.	GEO	D A E	6.400 8.050 8.200	22.650 (16)				7.200 8.300 8.200	23.600 (8)				46.250	
19	LUKJANOVA Jana	EST	D A E			7.350 7.700 8.200	23.250 (15)				6.500 7.900 8.500	22.900 (9)		46.150	
20	METALLIDOU Michaela	GRE	D A E	6.925 7.800 8.450	23.175 (11)				6.325 7.950 8.450	22.725 (12)				45.900	
21	AKILVEREN Pinar	TUR	D A E			7.175 8.150 8.250	23.575 (13)				6.675 7.400 8.050	22.075 (14)		45.650	
22	FORRAY Fanni Dalma	HUN	D A E	6.950 7.550 7.950	22.400 (18)				7.150 7.850 8.100	23.100 (10)				45.500	
23	KHOPERIA Irine	GEO	D A E			7.300 8.100 8.200	23.600 (12)				6.525 7.300 7.750	21.575 (18)		45.175	
24	LALCIU Irina Brigita	ROU	D A E			7.075 8.100 8.000	23.175 (17)				6.550 7.650 7.550	21.750 (17)		44.925	
25	ROMANJUK Julia	FIN	D A E	6.200 8.200 8.100	22.500 (17)				5.950 8.200 8.200	22.250 (14)				44.750	
26	MICKOVA Monika	CZE	D A E	6.600 8.200 8.100	22.900 (12)				5.675 8.150 8.000	21.825 (19)				44.725	
27	RADIMERSKA Nela	CZE	D A E			6.400 7.750 7.500	21.450 (22)				6.700 8.000 8.200	22.900 (10)		44.350	
28	LARSSON Therese	SWE	D A E			6.350 7.600 8.050	22.000 (19)		6.475 8.000 8.000	22.075 (16)				44.075	
29	MAKUSHINA Julia	EST	D A E	5.800 7.500 7.900	21.200 (20)				6.375 7.700 8.500	22.575 (13)				43.775	
30	SEME Tjasa	SLO	D A E			6.525 7.650 7.650	21.825 (20)				6.150 7.800 8.000	21.950 (15)		43.775	
31	PARADOWSKA Angelika	POL	D A E	5.675 7.950 7.800	21.375 (19)				6.250 7.900 7.850	22.000 (17)				43.375	
32	RODE Mojca	SLO	D A E	6.500 7.900 8.300	22.700 (15)				4.900 7.750 7.750	20.400 (23)				43.100	
33	MEIERZONE Elena	LAT	D A E	5.475 7.400 7.800	20.675 (23)				6.150 7.700 8.300	22.150 (15)				42.825	
34	VIKKULA Johanna	FIN	D A E			6.650 7.350 7.750	21.750 (21)				6.300 7.100 7.450	20.850 (22)		42.600	



**RESULTS AFTER GROUP A PART 1
TEAM COMPETITION & APPARATUS QUALIFICATIONS**





SAT 16 MAY 2009 - 18:40





Rank	Name	NOC Code						Total
				Score Rk Pen	Score Rk Pen	Score Rk Pen	Score Rk Pen	
35	CAETANO Sara	POR	D A E			5.525 21.025 (21) 7.700 7.800	6.875 21.525 (19) 7.000 7.650	42.550
36	MACALOVA Petra	SVK	D A E	5.825 21.025 (21) 7.350 7.850		6.225 21.375 (20) 7.300 0.05 7.900		42.400
37	DIELS Lieselotte	BEL	D A E	5.475 20.775 (22) 7.400 7.900			6.675 21.225 (20) 6.950 7.600	42.000
38	CHRISTODOULOU K.	CYP	D A E	5.650 20.350 (25) 6.800 7.900			5.575 21.025 (21) 7.500 7.950	41.375
39	CREVATINI Nika	CRO	D A E		5.750 20.200 (26) 7.100 7.350	5.075 20.375 (24) 7.400 7.900		40.575
40	FAULKNER Jade	GBR	D A E	4.975 20.325 (26) 7.850 7.500	4.950 20.200 (25) 7.350 7.900			40.525
41	DERMEKOVA Ivana	SVK	D A E		4.875 19.575 (28) 7.400 7.300		5.525 19.925 (23) 7.000 7.400	39.500
42	KELEHSASHVILI Diana	LAT	D A E		6.150 20.200 (27) 7.200 0.50 7.350		5.500 19.200 (24) 6.150 0.05 7.600	39.400
43	GERONTITIS Catherine	BEL	D A E		6.375 20.525 (24) 6.850 7.300	5.125 18.425 (28) 6.900 0.45 6.850		38.950
44	ANTON A.	ROU	D A E	5.250 19.700 (27) 7.150 7.300		4.000 18.250 (29) 7.100 7.150		37.950
45	PARNAS Frida	NOR	D A E		5.625 18.725 (29) 6.100 7.000		5.050 19.000 (25) 6.950 7.000	37.725
46	HOLTE Thea Elise	NOR	D A E	4.425 18.725 (28) 6.950 7.350		4.525 18.775 (27) 6.750 7.500		37.500
47	SMITH Rachel	GBR	D A E			4.700 19.500 (26) 7.100 7.700	4.525 17.775 (26) 5.550 7.700	37.275
48	LIONGINAVICIUTE J.	LTU	D A E			5.050 20.000 (25) 7.250 7.700	4.150 17.150 (27) 6.200 6.800	37.150
49	CHARKASHYNA Liubov	BLR	D A E			8.600 26.750 (1) 9.150 9.000		26.750
50	SESINA Vera	RUS	D A E				8.350 26.700 (2) 9.200 9.150	26.700
51	KAPRANOVA Olga	RUS	D A E			8.600 26.600 (3) 9.000 9.000		26.600



RESULTS AFTER GROUP A PART 1
TEAM COMPETITION & APPARATUS QUALIFICATIONS

SAT 16 MAY 2009 - 18:40

Rank	Name	NOC Code						Total							
				Score	Rk	Pen	Score		Rk	Pen	Score	Rk	Pen	Score	Rk
52	STANIOUTA Melitina	BLR	D A E	8.525 8.750 8.600	25.875 (5)										25.875
53	RIVKIN Neta	ISR	D A E			7.200 8.800 8.600	24.600 (6)								24.600
54	BUZOVSKI Moran	ISR	D A E					7.050 8.500 8.400	23.950 (6)						23.950
55	FEBBO Federica	ITA	D A E					7.100 8.300 8.350	23.750 (7)						23.750
56	TACHA Ioanna	GRE	D A E			7.150 8.250 8.300	23.700 (11)								23.700
57	RUPRECHT Nicole	AUT	D A E			7.125 7.700 8.350	23.175 (16)								23.175
58	OZKEBAPCI Gozde	TUR	D A E	6.850 7.900 8.100	22.850 (13)										22.850
59	POESTINGER Selina	AUT	D A E					7.075 7.400 8.300	22.725 (12)						22.725
60	GKOUNTRUMPI E.	GRE	D A E					6.625 8.050 7.950	22.425 (13)						22.425
61	TRIKOMITI C.	CYP	D A E					5.975 8.050 7.950	21.925 (18)						21.925
62	NEZIROGLU Burcin	TUR	D A E					6.175 7.450 7.300	20.725 (22)						20.725
63	SILEIKYTE Egle	LTU	D A E	5.650 7.500 7.450	20.600 (24)										20.600
64	TRIKOMITI Loukia	CYP	D A E			6.325 7.100 7.150	20.575 (23)								20.575
65	ABROMAVICIUTE Giedre	LTU	D A E			3.975 6.850 7.450	18.225 (31)								18.225

Legend:					
D Difficulty score	A Artistic score	E Execution score	DNF Did Not Finish	DNS Did Not Start	DSQ Disqualified
Pen Penalty	Rk Apparatus Rank	Q Qualified for final	R Reserve		
 Rope	 Hoop	 Ball	 Ribbon		

